

- **Extremely Low-Ohm**
- **Highest Stability**
- **Low Temperature Coefficient**
- **Low Electrical Noise**
- **Low Inductance**
- **Customized Resistor Values**

SPECIFICATIONS

ELECTRICAL

Resistance Range	:	0R01 ...1R
Power Rating	:	0.8 W without heatsink (70°C) 25 W with heatsink
Thermal Resistance Rthj-c	:	< 4.2 K/W
Tolerances	:	0.1%, 0.25%, 0.5%, 1%
Stability	:	0.1%, 0.2%, 0.5% (depends on stress)
Temperature Coefficient	:	±10 ppm/K (20...40)°C ±15 ppm/K (20...60)°C ±50 ppm/K (-40...130)°C
Insulation Resistance	:	1.5 kVDC
Max. Current	:	20 A
Thermal EMF	:	< 1 µV/K

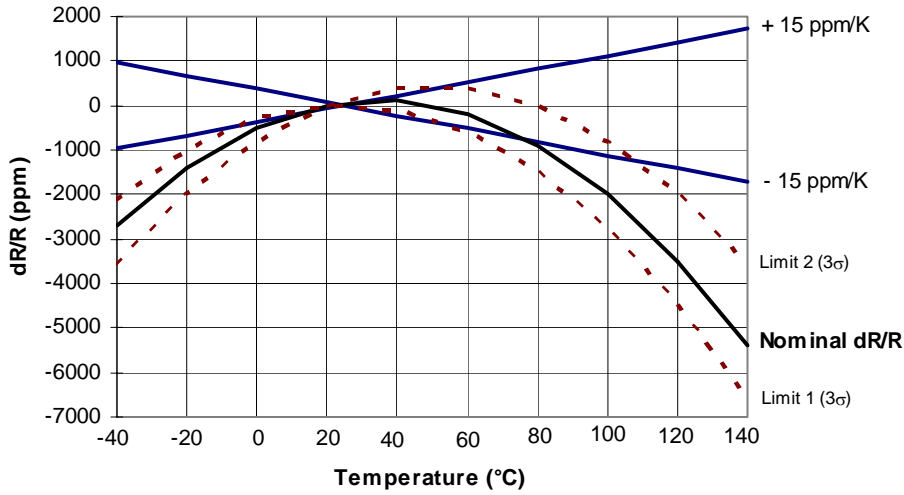
ENVIRONMENTAL

Operating Temperature Range : -40°C...130°C

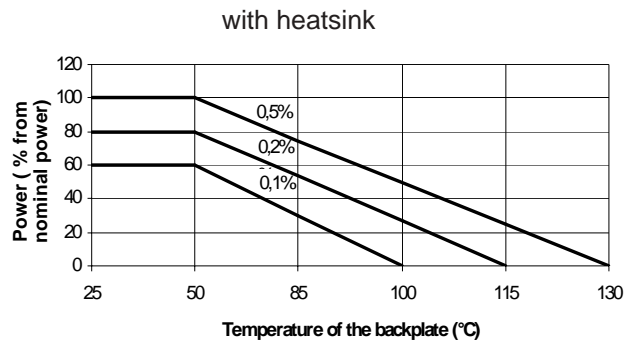
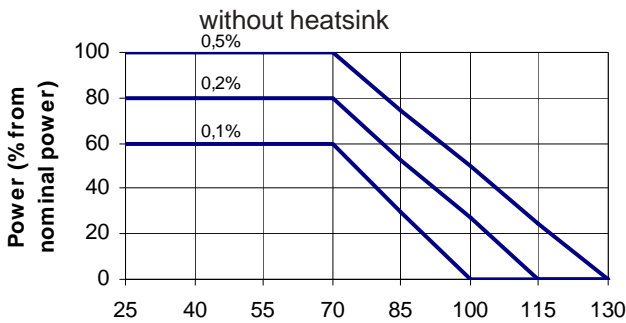
MECHANICAL

Resistor Material	:	CuNiMn-Foil
Substrate	:	Al ₂ O ₃ (optional AlN)
Housing	:	Plastic / Epoxy
Connector Material	:	Cu-tinned / 4-pin

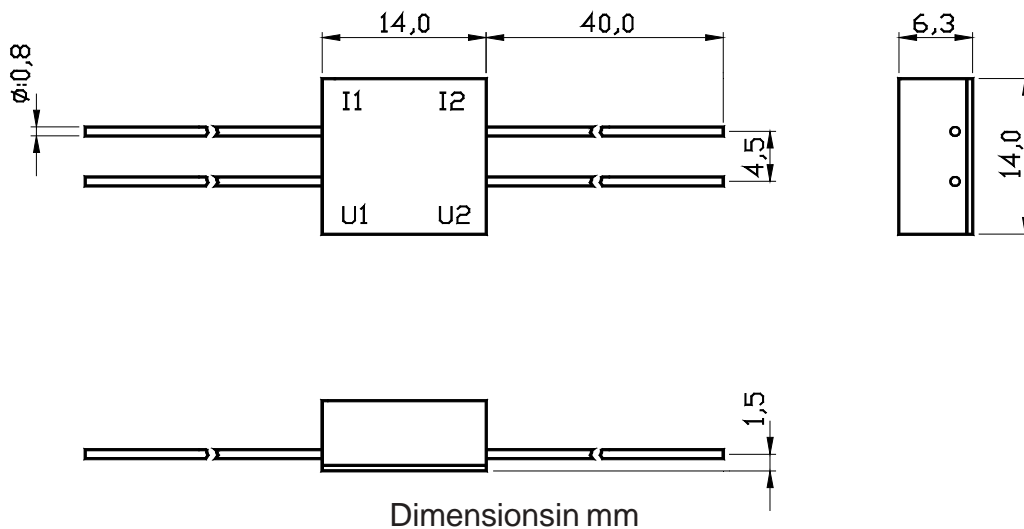
TEMPERATURE COEFFICIENT



DERATING CURVE



DIMENSIONS Ambient Temperature (°C)



HOW TO ORDER

FPR 4-1414 0R05 D 0.5%

FPR 4-1414 0R01 D 0.1%